



Eagle Creek ES

Media Center Collection Development Plan
2023-24

Patricia Cells

Patty Cells
Principal

Katie Laliberte

Katie Laliberte
Certified Educational Media Specialist

Table of Contents

| | |
|--|-----------|
| Table of Contents | 2 |
| Executive Summary | 3 |
| District Strategic Plan 2025 | 3 |
| School Collection Development Plan | 3 |
| School Assessment Analysis | 4 |
| Collection Analysis | 5 |
| Collection Analysis by Category | 6 |
| Notes | 6 |
| Representation Analysis | 7 |
| Results | 7 |
| Strategic Focus | 8 |
| Budget and Purchasing Plan | 9 |
| Annual Budget 2023-2024 | 9 |
| Purchasing Plan 2023-2024 | 9 |
| Year-to-Year Collection Change | 10 |

Executive Summary

District Strategic Plan 2025

Orange County Public Schools is the eighth-largest school district in the United States and the fourth largest in Florida. The district serves more than 206,000 students at 202 schools and is one of the largest employers in Central Florida with more than 25,000 team members.

Vision: To ensure every student has a promising and successful future.

Mission: With the support of families and the community, we create enriching and diverse pathways to lead our students to success.

School Collection Development Plan

Eagle Creek ES serves 834 students enrolled in grades Kindergarten through fifth. The student population's ethnicity is made of 54% Hispanic and 46% Non-Hispanic students. Additionally, we serve a diverse population made up of 74% White, 8% Black, 0% Native, 14% Asian, 0% Pacific, and 4% Multicultural students.

The administration includes Principal Patty Cells and Assistant Principal Michael Byrne. Eagle Creek ES is proud to offer the many special programs which provide students with opportunities. These include STEPs program for gifted students, fine arts program that includes Panther Chorus and Orff Ensemble, Green School committee and recycling club. Our school also has a Battle of the Books team. We also run a Safety Patrol program with our Fifth graders. Along with a News Crew program that records the daily news for the school.

A thorough analysis of the current media center collection at Eagle Creek ES indicates that the average age of the collection is 2013 and the number of books per student is 9. The [American Association for School Libraries](#) has established a criteria for highly effective media centers that includes a ratio of 15-20 books available per student in the collection.

At this time, Eagle Creek ES does not meet the recommended standards for the number of books per student.

The analysis of the collection also revealed the following areas of strengths and concerns:

- Students in *this school* improved on the Science state achievement test.
- The average publication date of 2013 is acceptable but needs to be improved.
- There are 2,000+ eBooks, audiobooks & digital magazines available in Sora.
- This collection is in need of newer History and Geography books, and Technology books that meet the needs of our student interests.
- Many of our students read in their native language as well as emerging second language readers. This is a need in our collection.
- Weeding will focus on the OCPS Catalog Project as well as aged titles in fiction and/or nonfiction.

School Assessment Analysis

The school analysis provides an overview of the school's assessment data for the previous two school years.

| Proficiency Data | | | | | | | |
|------------------------|---------|--|---------|-------------------------|---------|--------------------------------------|---------|
| Assessment | 2021-22 | Assessment | 2022-23 | Assessment | 2021-22 | Assessment | 2022-23 |
| | | Star Early Literacy Proficiency | 69% | | | | |
| | | Star Reading Proficiency | 71% | | | | |
| | | | | | | Star Math Proficiency | 79% |
| FSA ELA Grade 3 | 73% | FAST ELA Proficiency Grade 3 | 62% | FSA Math Grade 3 | 78% | FAST Math Proficiency Grade 3 | 76% |
| FSA ELA Grade 4 | 79% | FAST ELA Proficiency Grade 4 | 75% | FSA Math Grade 4 | 82% | FAST Math Proficiency Grade 4 | 82% |
| FSA ELA Grade 5 | 72% | FAST ELA Proficiency Grade 5 | 75% | FSA Math Grade 5 | 65% | FAST Math Proficiency Grade 5 | 77% |
| NGSSS Sci 5 EOC | 69% | NGSSS Sci 5 EOC | 79% | | | | |

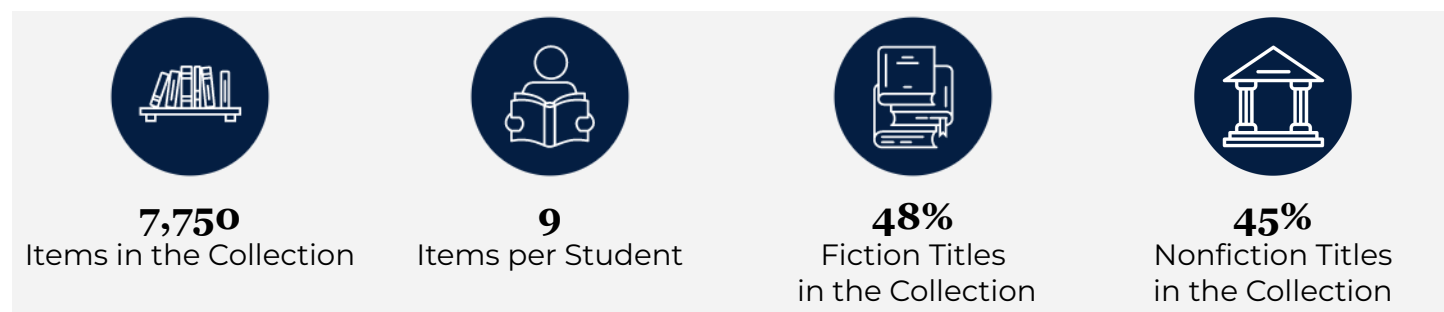
Comparison between 2021-22 and 2022-23 Testing Data

(adapted from <https://www.fldoe.org/accountability/assessments/k-12-student-assessment/results/2023.stml>)

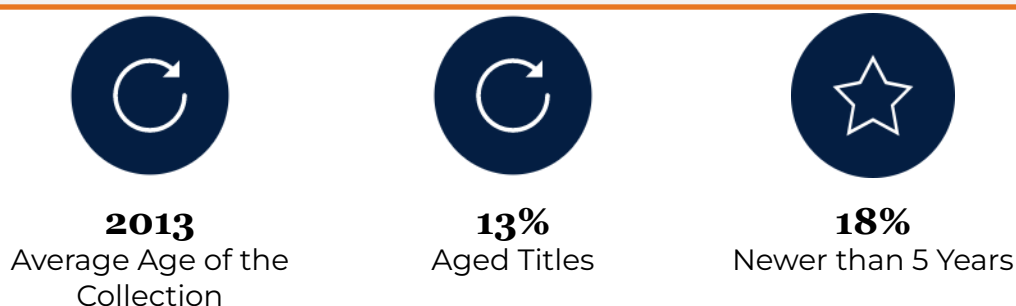
In 2023, the state transitioned from Florida Standards Assessments (FSA) to Florida Assessment of Student Thinking (FAST) for English Language Arts (ELA) and Mathematics. The 2022-23 for FAST and Benchmarks for Excellent Student Thinking (B.E.S.T.) End-of-Course (EOC) assessments are based on **provisional** achievement level cuts that are linked to each assessment's respective 2021-22 reporting scale. Comparisons should not be made between the 2023 data and previous years' data. The implementation of FAST K-2 in the 2022-23 school year was the first administration of statewide assessments for students in grades K-2. These assessments include Star Early Literacy Proficiency, Star Reading Proficiency, and Star Math Proficiency.

Collection Analysis

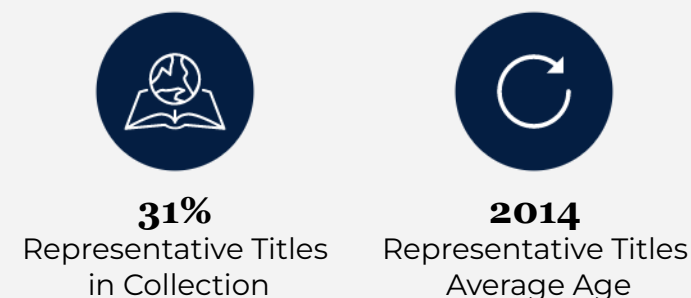
The collection is developed for and influenced by students, their interests, academic needs and alignment to the curriculum. The data below is a snapshot of the collection based on a Titlewise Analysis from July 2023. Purchasing or weeding after that time is not reflected in this data.



Library media resources are curated to include both recently published works and classics that both rightfully impact the average age of the collection.



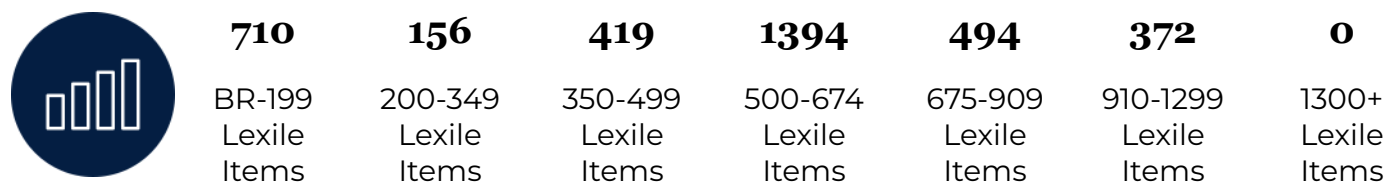
Library media resources should be representative of the school. A commitment to representative literature is reflective of **OCPS values such as equity, inclusion, and respect.**



Social-Emotional Learning (SEL) library media resources can contribute to the **development of character and social-emotional skills**, one of the OCPS's key performance indicators.



Library media resources are distributed across the **Lexile reading level ranges** noted below.



Collection Analysis by Category

The information collected in this section provides a detailed look at the current library collection by classification and genre. The information was gathered from Follett Destiny, the library management system, and Titlewave, the vendor's ordering and analysis tool.

| Section | # of Titles | Average Age |
|---|-------------|-------------|
| Computer Science, Information & General Works | 82 | 2016 |
| Philosophy & Psychology | 61 | 2015 |
| Religion | 26 | 2016 |
| Social Sciences | 478 | 2013 |
| Language | 70 | 2013 |
| Science | 962 | 2014 |
| Technology | 439 | 2015 |
| Arts & Recreation | 399 | 2015 |
| Literature | 86 | 2014 |
| History & Geography | 374 | 2013 |
| Biography | 567 | 2015 |
| Easy | 1651 | 2011 |
| General Fiction | 2092 | 2013 |
| Graphic Novels | 499 | 2014 |

Notes

- *In addition to the physical media center collection, the district provides almost 2,437 eBooks, audiobooks and digital magazines.*
- The Easy collection is the oldest however, these books don't become outdated and need to be weeded as often because these books circulate.
- The History and Geography section is more than five years old. Due to student interest this section could benefit from some updated titles.
- While the average age of the Technology section is 2015 our collection could benefit from some updated titles in order to meet student interest.

Representation Analysis

| Enrollment & Demographic Data | | | | | |
|--|-------------|--------------|-------------------|---------------------|---------------------|
| 834 2023-24 Student Enrollment as of September 7, 2023 | Subgroups | | Federal Ethnicity | | |
| | 27% ELL | 11% ESE | 54% Hispanic | 46% Non-Hispanic | |
| Federal Race Category | | | | | |
| 74% White | 8% Black | 0% Native | 14% Asian | 0% Pacific | 4% Multicultural |

To deepen focus on strategic collection development, specific sections of the collection were analyzed in detail to determine whether the media center collection reflects and represents various points of view and experiences. The goal is to provide a balanced collection that can be both a mirror, to reflect a reader's experience, and a window, so readers can experience different viewpoints.

Results

Based on the available school data of Eagle Creek ES in comparison to Collection Analysis results, it was found that:

| Student Representation | % of Students | Total # of Titles | Total % of Titles | Avg. Age of Titles |
|------------------------|---------------|-------------------|-------------------|--------------------|
| Hispanic | 54% | 146 | 2% | 2016 |
| Black | 8% | 305 | 4% | 2016 |
| Asian | 14% | 71 | 1% | 2016 |
| | | | | |
| | | | | |
| | | | | |

Strategic Focus

This page lists the priorities for selection and weeding for each school year and includes the action, updates, and outcomes. This is subject to change due to funding and time constraints.

| School Year | Strategic Focus |
|-------------|---|
| 2023-2024 | Selection Priorities <ul style="list-style-type: none">• Priority 1: Update LatinX/Hispanic American fiction and nonfiction (Spanish and Portuguese)• Priority 2: New Series Based on student interest• Priority 3: Sunshine State Books for the 2023-2024 |
| | Weeding Priorities <ul style="list-style-type: none">• Priority 1: District recommended Focus (monthly)• Priority 2: History and Geography section (900s)• Priority 3: Multiple copies of past SSYRA books and other duplicates |
| 2024-2025 | Selection Priorities <ul style="list-style-type: none">• Priority 1: Update Nonfiction Section: Sports (790s)• Priority 2: New Series Based on student interest• Priority 3: Sunshine State Books for the 2024-2025 |
| | Weeding Priorities <ul style="list-style-type: none">• Priority 1: District recommended Focus (monthly)• Priority 2: Social Science Sections (300s)• Priority 3: Easy Section |

Budget and Purchasing Plan

This page outlines the current budget available and specifically lists the priorities for this school year (2023-2024).

Annual Budget 2023-2024

| State Funds | |
|------------------------------|------------|
| Source | Amount |
| State (1001111000) | \$4,115.26 |
| Internal Accounts | |
| Source | Amount |
| Book Fair Profits | \$3,000.00 |
| Scholastic Book Fair Account | \$6,488.29 |
| Library Fines | \$564.34 |
| | |
| | |
| TOTAL | 14,194.89 |

Purchasing Plan 2023-2024

| Approximate Purchasing Plan | |
|--------------------------------------|------------|
| Purpose | Amount |
| Updated Media Furniture | \$5,000.00 |
| Sunshine State Books for 2024-2025 | \$1800.00 |
| LatinX/Hispanic American | \$800.00 |
| History and Geography | \$500.00 |
| New Series Based on student interest | \$2,000.00 |
| TOTAL | 10,100.00 |

Year-to-Year Collection Change

The information below represents the year-to-year change within the library media center collection from the 2022-23 to 2023-24 school year. The 2022-23 data is based on a collection analysis from June 2022, while the 2023-24 is based on a collection analysis from July 2023.

Data Reflection

- Due to weeding our collection only grew by 77 items. .
- Our school population has grown so our number of items per student decreased by 1.
- As our Title Analysis was updated, our Representative Titles in Collection grew 24% points.





2022-23 Purchased and Weeded Materials

Materials
Added to the
Collection

302

Materials
Weeded from
the Collection

227

| Category | 2022-23 | 2023-24 |
|--|---------|---------|
|  Items in the Collection | 7673 | 7,750 |
|  Items per Student | 10 | 9 |
|  Average Age of Collection | 2013 | 2013 |
|  Representative Titles in the Collection | 7% | 31% |






OCPS Eagle Creek ES Collection Development Plan 2023-2024

Final Audit Report

2023-09-13

| | |
|-----------------|--|
| Created: | 2023-09-13 |
| By: | Katherine Laliberte (Katherine.Laliberte@ocps.net) |
| Status: | Signed |
| Transaction ID: | CBJCHBCAABAAzpqUXF3c-Fp34P0fUNlaVE1q_zTwziA5 |

"OCPS Eagle Creek ES Collection Development Plan 2023-2024" History

-  Document created by Katherine Laliberte (Katherine.Laliberte@ocps.net)
2023-09-13 - 2:37:58 PM GMT- IP address: 168.184.83.51
-  Document emailed to Patricia Cells (patricia.cells@ocps.net) for signature
2023-09-13 - 2:38:57 PM GMT
-  Email viewed by Patricia Cells (patricia.cells@ocps.net)
2023-09-13 - 3:19:06 PM GMT- IP address: 168.184.83.31
-  Document e-signed by Patricia Cells (patricia.cells@ocps.net)
Signature Date: 2023-09-13 - 3:19:15 PM GMT - Time Source: server- IP address: 168.184.83.31
-  Agreement completed.
2023-09-13 - 3:19:15 PM GMT